

FAIRFIELD POLICE DEPARTMENT

Monthly Report – February 2020



Chief Christopher Lyddy

Fairfield Police Department

www.fpdct.com

This page intentionally left blank.

Section 1: Bureau / Division Reports

Noteworthy Police Work

Field Services Bureau

Other Items

Section 2: Statistical Activity Summary

Calls for Service Totals

Alarm response Summary

Motor Vehicle Activity

Parking Ticket Summary

Criminal Arrest Summary

Domestic Violence Arrest Summary

Calls for Service Breakdown Report

Section 1: Bureau / Division Reports

Noteworthy Police Work

Lieutenant Granata recognized the following officers for their work apprehending two shoplifting suspects who were found to be responsible for stealing nearly \$29,000 in merchandise from Stop and Shop in 20 separate incidents throughout New York and Connecticut.

Officers responded to a shoplifting complaint where two males were running from the store. The suspects led officers on a lengthy foot pursuit. Officers were able to apprehend the suspects. In the suspect's vehicle were items stolen from other stores.

Sergeant Stahl, Officer McGrath, Officer MacNamara and Officer Katz.

Officer of the Quarter Award

Officer Peck was presented with the Officer of the Quarter award at the January meeting of the Board of Police Commissioners.



Field Services

On February 6, 2020 at 2:26 am, Fairfield Police responded to an alarm at Gaine's Construction, 32 Berwick Court, Fairfield. Officers checked the building, which showed no signs of forced entry. As patrols checked the parking lot area surrounding the business, a vehicle was discovered with a broken-out rear window and it appeared, from the fresh wet footprints, that the vehicle had been rummaged through. Patrols also discovered smashed out windows on vehicles at Fairfield Auto Works, 37 Berwick Court, and Abbey Tent Rental, 158 Commerce Drive.

Moments after the initial response a Sergeant located an individual walking on Commerce Drive a short distance from the broken-into vehicles, carrying two bags. Further investigation revealed that the suspect had in his possession items that were allegedly taken from the burglarized cars, along with tools that are commonly used to commit burglaries.

The suspect was charged with six counts of Burglary in the Third Degree, six counts of Larceny in the 6th Degree, Possession of Burglary Tools, and Interfering with Police.

19-42078 & 20-5210 | Investigation | Zerella, M | 00417 Post Rd

The detective division executed a search warrant on a room at the Fairfield Circle Inn and seized over 16 pounds of marijuana and over \$5,000 in cash. The suspect was arrested and charged with Possession with Intent to Sell over 1 kilo.

20-5675 | 1:34 AM | Investigation | Moran, J | Stratfield Rd/Church Hill Rd

Sgt. Mastronardi located three juveniles walking north on Stratfield Rd. When he stopped to talk with them, he noticed several credit cards on the ground next to the subjects as if they had discarded them when they saw the police car.

While talking to them and awaiting backup, one of the juveniles fled on foot and got away. The evidence was tagged and the remaining two juveniles, both age 15, were transported to parents in Bridgeport. Photos were taken of the juveniles. The credit cards came back to residents of Bridgeport and no cars in Fairfield appeared to have been entered.

2/22/20- 0212 hours- 741 FBR 20-6344

ECC received a report of a fight at 741 Fairfield Beach Road. Upon officers arrival two males were punching each other while a group stood around watching. They would not listen to the officer's verbal commands to stop fighting. One of the males who was fighting fled on foot. When the officer tried to grab the second male, he turned around, pushed the officer, who then fell, and sustained minor injuries. The subject was arrested and charged with Interfering with an Officer, Breach of Peace, and Possession of a Controlled Substance (cocaine was found in his socks).

Special Services Bureau

<i>Traffic Safety Unit</i>	Jan	Feb	Mar	Apr	May	Jun	Jul	Aug	Sep	Oct	Nov	Dec
<i>Traffic Stops</i>	492	292										
<i>Infractions Issued</i>	188	95										
<i>Misdemeanor Summons</i>	10	6										
<i>Accidents Investigated</i>	16	30										
<i>Child Seat Installations</i>	14	34										
<i>DUI Arrests</i>	0	2										

<i>Traffic Crash Unit</i>	Jan	Feb	Mar	Apr	May	Jun	Jul	Aug	Sep	Oct	Nov	Dec
<i>Accidents Investigated</i>	73	51										
<i>Accidents with Injuries</i>	4	6										
<i>Search Warrants</i>	3	0										
<i>Arrest Warrants</i>	1	1										
<i>Misdemeanor Summons</i>	3	2										
<i>Infractions Issued</i>	17	8										
<i>Fatalities</i>	0	0										

<i>Animal Control</i>	Jan	Feb	Mar	Apr	May	Jun	Jul	Aug	Sep	Oct	Nov	Dec
<i>Complaints</i>	65	70										
<i>Wildlife Complaints</i>	23	30										
<i>Animals Tested for Rabies</i>	0	1										
<i>Animals Positive / Rabies</i>	0	0										
<i>Animal Bites</i>	2	1										
<i>Written Warnings</i>	4	4										
<i>Infractions</i>	1	1										
<i>Misdemeanors</i>	0	0										

Lake Mohegan Enforcement: Periodic patrols conducted.

<i>Marine Unit</i>	May	JUN	JUL	AUG	SEPT	OCT
<i>Complaints</i>						
<i>Boats Towed</i>						
<i>Written Warnings</i>						
<i>Arrests</i>						
<i>Safety Inspections</i>						
<i>Total Calls For Service</i>						
<i>Hours Underway</i>						
<i>Community Events</i>						
<i>Location Checks</i>						
<i>Fatalities</i>						

Traffic Enforcement Targeted Areas

- Kings Hwy East
- Wilson Street & Church Hill Road
- Pemburn Drive & Marsh Drive
- Davis Road
- Stratfield Road & Bond Street
- Black Rock Turnpike & Baros Street
- Godfrey Road & Morehouse Highway
- Stratfield Road & Toilsome Hill Road
- Melville Avenue
- Penfield Road & Lalley Boulevard
- Redding Road
- Kings Hwy West
- Hulls Farm Road
- Hulls Highway
- Fairfield Beach Road
- Wilson Street & Valley Road
- Post Road & River Street

Other Activities

- Fairfield Museum – Hot Cocoa with Emergency Responders
- Sweet Heart Luncheon with Seniors at Sturges Ridge
- Car Seat Installations

Administrative Services Bureau

Training

- Intermediate Digital Forensic Analysis
- DWI Enforcement
- ARIDE Class - Instructor
- Advanced Roadside Impaired Driving Enforcement
- Laws and Legal Updates
- Peer Support

Emergency Communications Center

<i>Animal Control</i>	Jan	Feb	Mar	Apr	May	Jun	Jul	Aug	Sep	Oct	Nov	Dec
<i>Total Incoming Calls</i>	7,117	6,746										
<i>Total 911 Calls</i>	1,566	1,622										
<i>Total Outgoing Calls</i>	1,825	1,796										
<i>Total CSFs Processed</i>	3,816	3,419										
<i>911 Calls Under 10 Sec</i>	95.95%	95.31%										

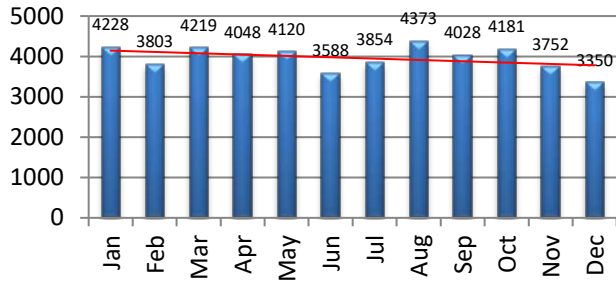
Section 3: Statistical Activity Summary

TOTAL CALLS FOR SERVICE

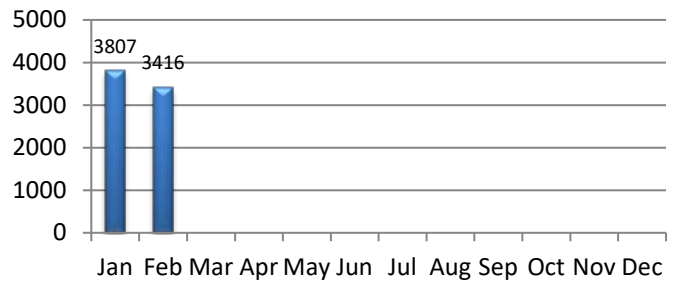
Calls for Service	Jan	Feb	Mar	Apr	May	Jun	Jul	Aug	Sep	Oct	Nov	Dec	YTD
2019	4228	3803	4219	4048	4120	3588	3854	4373	4028	4181	3752	3350	47,544
2020	3807	3416											7,223

Note: Includes miscellaneous calls that may not be listed under the call analysis section

Calls For Service - 2019



Calls for Service - 2020

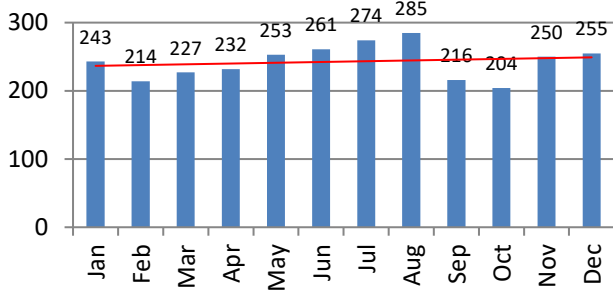


ALARM RESPONSE SUMMARY

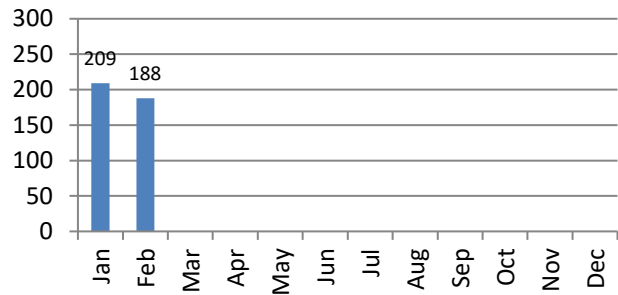
Total Alarms	Jan	Feb	Mar	Apr	May	Jun	Jul	Aug	Sep	Oct	Nov	Dec	YTD
2019	243	214	227	232	253	261	274	285	216	204	250	255	2,914
2020	209	188											397

False Alarms	Jan	Feb	Mar	Apr	May	Jun	Jul	Aug	Sep	Oct	Nov	Dec	YTD
2019	243	211	227	232	250	261	274	283	215	203	250	254	2,903
2020	209	182											391

Alarms - 2019



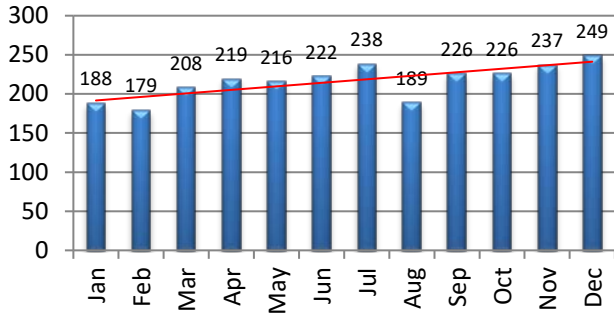
Alarms - 2020



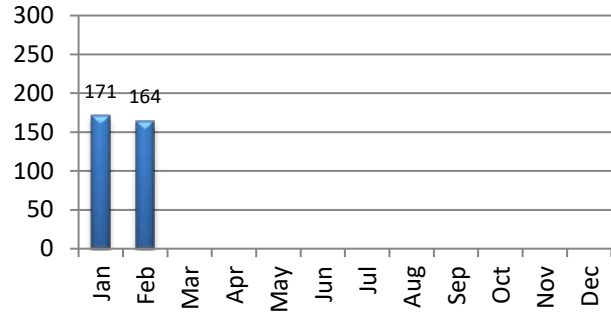
MOTOR VEHICLE ACTIVITY

MV Accidents	Jan	Feb	Mar	Apr	May	Jun	Jul	Aug	Sep	Oct	Nov	Dec	YTD
2019	188	179	208	219	216	222	238	189	226	226	237	249	2,597
2020	171	164											335

Motor Vehicle Accidents - 2019



Motor Vehicle Accidents - 2020



MV Enforcement	Jan	Feb	Mar	Apr	May	Jun	Jul	Aug	Sep	Oct	Nov	Dec	YTD
Warnings - 2019	328	325	310	254	273	223	269	353	294	328	278	222	3,457
2020	438	305											743

Infractions - 2019	317	290	315	575	367	171	279	675	199	249	258	103	3,798
2020	220	125											345

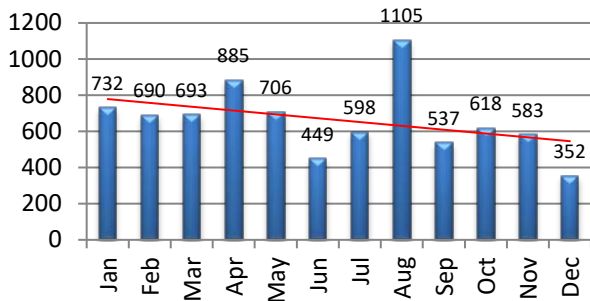
Misdemeanor - 2019	65	55	48	46	53	42	37	59	29	25	33	24	516
2020	34	18											52

Custodial - 2019	13	12	7	9	6	13	8	9	8	8	5	6	104
2020	5	5											10

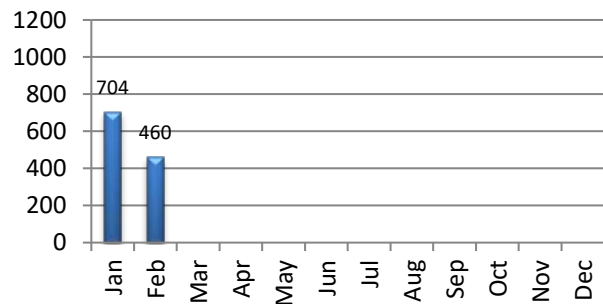
DUI Arrests - 2019	9	5	6	8	5	9	3	9	6	8	9	10	87
2020	4	7											11

MV Contacts - 2019	732	690	693	885	706	449	598	1105	537	618	583	352	7,948
2020	704	460											1,164

MV Contacts - 2019



MV Contacts - 2020



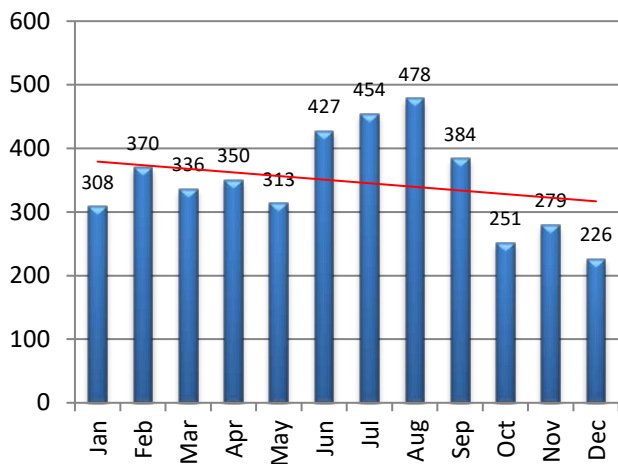
MV Enforcement: Type	Jan	Feb	Mar	Apr	May	Jun	Jul	Aug	Sep	Oct	Nov	Dec	YTD
Speeding Violations	158	92											250
Seatbelt Violations	3	1											4
Registration Violations	51	35											86
License Violations	8	11											19
Distracted Driving	3	7											10
Suspended Licence	18	11											29
Stop Sign Violations	83	22											105
Traffic Light Violation	6	9											15

The above incidents are a overview of common violations. These statistics are not the only motor vehicle enforcement actions taken. The above show top 6 violations for the month.

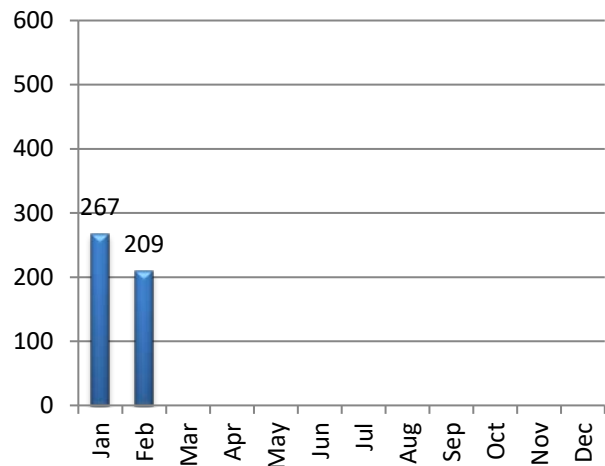
PARKING TICKET SUMMARY

Total Issued	Jan	Feb	Mar	Apr	May	Jun	Jul	Aug	Sep	Oct	Nov	Dec	YTD
2019	308	370	336	350	313	427	454	478	384	251	279	226	4176
2020	267	209											476

Parking Tags Issued 2019



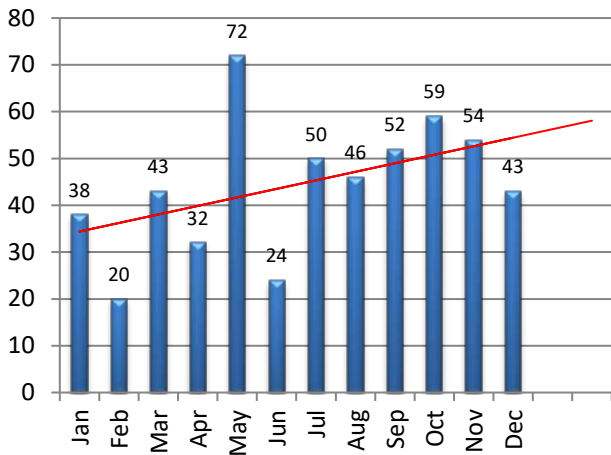
Parking Tags Issued - 2020



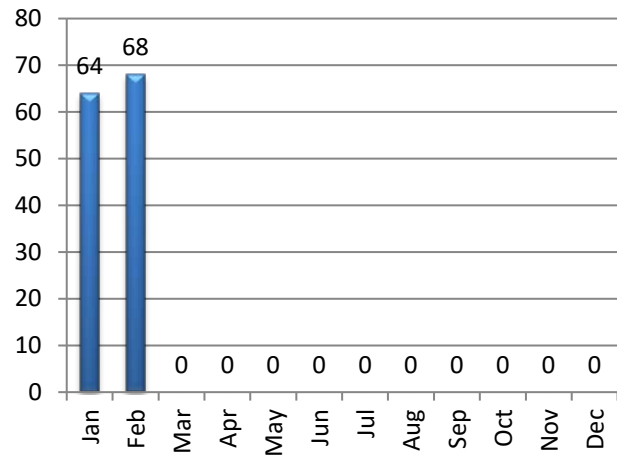
CRIMINAL ARREST SUMMARY

Criminal Arrests by Month	Jan	Feb	Mar	Apr	May	Jun	Jul	Aug	Sep	Oct	Nov	Dec	YTD
Larceny - 2019	26	7	28	23	46	19	31	33	34	44	37	32	360
2020	46	52											98
Vandalism - 2019	3	1	1	0	10	1	1	1	1	1	1	2	23
2020	2	3											5
MV Theft / Attempt - 2019	0	1	0	0	0	0	1	0	1	0	0	0	3
2020	1	0											1
Burglary / Attempt - 2019	6	9	8	1	8	0	10	3	11	8	5	6	75
2020	12	7											19
Assault - 2019	3	2	5	6	5	4	5	5	3	6	11	3	58
2020	2	6											8
Robbery - 2019	0	0	1	2	3	0	2	4	2	0	0	0	14
2020	1	0											1
2019	38	20	43	32	72	24	50	46	52	59	54	43	533
2020	64	68	0	0	0	0	0	0	0	0	0	0	132

Total Criminal Arrests - 2019



Total Criminal Arrests - 2020



Domestic Violence Arrests	Jan	Feb	Mar	Apr	May	Jun	Jul	Aug	Sep	Oct	Nov	Dec	YTD
2020	8	6											14

CALLS FOR SERVICE BREAKDOWN

		Jan	Feb	Mar	Apr	May	Jun	Jul	Aug	Sep	Oct	Nov	Dec	Total
911 HANG UP	2019	6	8	9	7	10	5	5	6	11	11	3	8	89
	2020	7	7											14
ABANDONED MOTOR VEHICLE	2019	9	8	14	6	4	9	14	5	7	5	10	4	95
	2020	7	7											14
AIRCRAFT CRASH	2019	0	0	0	0	0	0	0	0	0	0	0	0	0
	2020	0	0											0
AIRPLANE ACCIDENT	2019	0	0	0	0	0	0	0	0	0	0	0	0	0
	2020	0	0											0
ALARM	2019	0	0	0	0	0	0	0	1	0	0	0	0	1
	2020	0	0											0
ALARM EXCUSED	2019	0	3	0	0	3	0	1	1	1	1	0	1	11
	2020	0	6											6
ALARM FALSE	2019	243	211	227	232	250	261	273	283	215	203	250	254	2902
	2020	209	182											391
ANIMAL COMPLAINT	2019	66	73	117	90	103	125	120	127	100	99	76	61	1157
	2020	57	84											141
ANIMAL RESCUE	2019	0	2	1	1	0	3	2	0	1	0	1	0	11
	2020	0	0											0
ANY SITUATION	2019	8	14	7	6	13	9	16	11	1	10	15	5	115
	2020	6	1											7
ASSAULT	2019	2	3	4	2	3	1	0	3	2	1	5	1	27
	2020	1	4											5
ASSAULT IN PROGRESS	2019	0	0	0	0	0	0	0	0	0	0	0	0	0
	2020	0	0											0
ASSISTANCE	2019	186	180	174	171	181	186	177	171	216	210	175	156	2183
	2020	163	159											322
BANK ESCORT	2019	22	15	21	22	22	20	22	22	19	22	16	21	244
	2020	23	19											42
BOAT CRASH	2019	0	0	0	0	0	0	0	0	0	0	0	0	0
	2020	0	0											0

		Jan	Feb	Mar	Apr	May	Jun	Jul	Aug	Sep	Oct	Nov	Dec	Total
BOAT FIRE (AT DOCK)	2019	0	0	0	0	0	0	0	0	0	0	0	0	0
	2020	0	0											0
BOMB THREAT	2019	0	0	0	0	0	0	0	0	0	0	0	0	0
	2020	0	0											0
BREACH OF PEACE	2019	46	35	54	37	54	67	43	53	52	51	50	39	581
	2020	40	49											89
BURGLARY	2019	0	3	1	2	1	1	1	1	1	1	0	5	17
	2020	2	3											5
BURGLARY - RESIDENCE	2019	2	1	1	0	4	1	6	2	1	0	0	0	18
	2020	8	1											9
BURGLARY - COMMERCIAL	2019	4	1	3	0	0	6	4	2	3	3	0	0	26
	2020	1	5											6
BURGLARY - GARAGE	2019	1	0	0	0	0	0	1	5	0	3	0	3	13
	2020	2	2											4
BURGLARY - SCHOOL	2019	0	0	0	0	0	0	0	0	0	0	0	0	0
	2020	1	1											2
BURGLARY ATTEMPT	2019	1	1	0	1	1	0	0	2	1	1	1	0	9
	2020	0	0											0
BURGLARY ATTEMPT - RESIDENCE	2019	0	0	1	0	3	1	5	1	1	2	0	0	14
	2020	0	1											1
BURGLARY ATTEMPT - COMMERCIAL	2019	0	0	2	0	0	0	0	1	1	2	0	0	6
	2020	0	3											3
BURGLARY ATTEMPT - SCHOOL	2019	0	0	0	0	0	0	0	0	0	0	0	0	0
	2020	0	1											1
BURGLARY IN PROGRESS	2019	0	0	0	0	0	0	0	0	0	0	0	0	0
	2020	1	0											1
BUSINESS/LOCATION CHECK	2019	1352	1192	1271	1086	1096	761	703	888	985	1047	823	745	11949
	2020	937	929											1866
CANCEL 911 HANG-UP	2019	0	2	1	0	3	1	0	0	1	0	0	1	9
	2020	1	1											2
CANCELLED ALARM	2019	51	49	46	42	61	63	44	59	47	45	53	48	608
	2020	58	55											113

		Jan	Feb	Mar	Apr	May	Jun	Jul	Aug	Sep	Oct	Nov	Dec	Total
COMMUNITY EVENT	2019	46	42	25	39	64	43	46	34	85	91	108	29	652
	2020	28	37											65
DEAD ANIMAL ON ROADWAY	2019	2	0	2	2	1	4	1	2	4	6	4	0	28
	2020	1	4											5
DEAD ON ARRIVAL	2019	2	2	3	6	0	3	5	4	1	3	4	2	35
	2020	2	3											5
DOOR UNLOCKED	2019	11	5	5	6	6	3	2	4	10	10	6	3	71
	2020	6	6											12
DROWNING	2019	0	0	0	0	0	0	0	1	0	0	0	0	1
	2020	0	0											0
EMERGENCY MEDICAL CALL	2019	272	264	261	272	263	262	256	263	274	267	312	290	3256
	2020	251	348											599
ESCAPE	2019	0	0	0	0	0	0	0	0	0	0	0	0	0
	2020	0	0											0
FIRE	2019	0	2	1	0	0	0	0	0	0	0	0	1	4
	2020	0	0											0
FIREWORKS COMPLAINT	2019	1	0	3	0	11	8	29	5	3	2	0	2	64
	2020	1	0											1
FOLLOW UP INVESTIGATION	2019	1	1	2	0	0	0	0	0	0	1	0	0	5
	2020	0	0											0
FUNERAL ESCORT	2019	28	13	10	12	15	16	20	15	17	13	20	17	196
	2020	20	12											32
GPS ALERT	2019	0	0	0	0	1	5	0	0	0	0	0	0	6
	2020	0	0											0
HARASSMENT	2019	16	16	13	12	18	14	14	10	15	15	14	10	167
	2020	16	14											30
HOMICIDE	2019	0	1	0	0	0	0	0	0	0	0	0	0	1
	2020	0	0											0
ICE / WATER RESCUE	2019	0	0	0	0	0	0	0	0	0	0	0	0	0
	2020	0	0											0
INFORMATION	2019	30	20	46	30	33	45	18	31	34	38	30	27	382
	2020	46	45											91

		Jan	Feb	Mar	Apr	May	Jun	Jul	Aug	Sep	Oct	Nov	Dec	Total
INTOXICATED SUBJECT	2019	4	5	11	8	3	7	5	4	18	4	6	3	78
	2020	7	4											11
INVESTIGATION	2019	140	118	157	140	202	155	151	184	193	187	178	168	1973
	2020	155	148											303
INVESTIGATION- SENIOR CITIZEN	2019	0	1	2	0	0	1	1	0	1	1	0	1	8
	2020	1	0											1
INVESTIGATION-ARREST	2019	1	0	7	1	3	1	0	7	2	1	1	1	25
	2020	0	3											3
INVESTIGATION-BAD CHECK	2019	1	0	0	0	0	0	0	0	0	0	0	0	1
	2020	0	0											0
INVESTIGATION-COUNTERFEIT	2019	2	1	0	0	1	2	2	0	0	1	2	1	12
	2020	2	1											3
INVESTIGATION-CREDIT CARD FRAUD	2019	3	3	3	2	1	1	2	1	2	1	1	1	21
	2020	4	3											7
INVESTIGATION-FINANCIAL CRIME	2019	0	2	2	0	3	2	1	2	0	3	4	1	20
	2020	0	0											0
INVESTIGATION-FORGERY	2019	3	0	2	2	6	9	3	2	1	2	3	0	33
	2020	4	4											8
INVESTIGATION-INTERNET CRIME	2019	4	0	3	1	3	3	4	0	0	4	0	1	23
	2020	0	1											1
INVESTIGATION-WARRANT ARREST	2019	13	13	17	20	12	9	14	6	14	13	8	17	156
	2020	17	12											29
LARCENY IN PROGRESS	2019	1	0	0	0	0	0	2	1	0	0	0		4
	2020	1	0											1
LARCENY/THEFT	2019	16	21	19	27	17	23	32	21	28	30	13	32	279
	2020	22	11											33
LARCENY-EMPLOYEE THEFT	2019	4	0	1	1	0	2	2	0	0	0	1		11
	2020	0	0											0
LARCENY-IDENTITY THEFT	2019	14	5	8	10	6	10	15	9	5	7	9	2	100
	2020	13	4											17
LOCKOUT	2019	0	0	0	0	0	0	0	0	0	0	0		0
	2020	0	0											0

		Jan	Feb	Mar	Apr	May	Jun	Jul	Aug	Sep	Oct	Nov	Dec	Total
M.V. ACCIDENT	2019	166	154	183	194	183	193	214	169	201	203	218	222	2300
	2020	150	153											303
M.V. ACCIDENT WITH INJURIES	2019	25	25	25	25	33	28	24	20	24	23	20	27	299
	2020	21	11											32
MASS CASUALTY INCIDENT	2019	0	0	0	0	0	0	0	0	0	0	0	0	0
	2020	0	0											0
MEDICAL ALARM	2019	1	2	3	3	4	1	2	3	3	2	1	2	27
	2020	3	0											3
MENTAL PATIENT	2019	10	3	5	3	1	4	9	2	3	4	1	4	49
	2020	3	1											4
MISSING PERSON	2019	1	3	4	1	3	5	0	3	2	2	1	4	29
	2020	3	5											8
NARCOTIC VIOLATION IN PROGRESS	2019	0	0	0	0	0	0	0	0	0	1	0	0	1
	2020	1	0											1
NARCOTICS VIOLATION	2019	4	6	4	2	2	3	11	5	2	12	7	4	62
	2020	4	4											8
NOISE COMPLAINT	2019	18	11	15	20	36	42	33	37	58	45	34	17	366
	2020	14	10											24
OFFICER NEEDS ASSISTANCE	2019	0	0	0	0	0	0	0	0	0	0	0	0	0
	2020	0	0											0
OTHER RESCUE	2019	1	0	0	0	2	1	0	0	0	0	0	0	4
	2020	0	0											0
PACOS ASSIGNMENT	2019	32	15	21	13	15	15	19	36	41	30	16	18	271
	2020	130	93											223
PARKING VIOLATION	2019	34	23	38	48	46	47	49	25	80	39	40	29	498
	2020	37	25											62
PISTOL PERMIT APPLICATION	2019	21	10	7	7	4	15	7	11	6	12	9	19	128
	2020	14	22											36
RECKLESS DRIVER	2019	19	26	25	25	45	21	30	30	38	33	33	31	356
	2020	29	18											47
RECOVERED PROPERTY	2019	20	8	14	10	16	18	20	17	26	11	17	12	189
	2020	19	10											29

		Jan	Feb	Mar	Apr	May	Jun	Jul	Aug	Sep	Oct	Nov	Dec	Total
RIOT	2019	0	0	0	0	0	0	0	0	0	0	0	0	0
	2020	0	0											0
ROAD HAZARD	2019	37	34	47	35	33	78	86	58	34	51	36	49	578
	2020	24	19											43
ROBBERY	2019	0	0	0	3	4	1	0	2	1	2	0	1	14
	2020	1	0											1
ROBBERY IN PROGRESS	2019	0	0	0	0	0	0	0	0	0	0	0	0	0
	2020	0	0											0
SEX VIOLATION	2019	0	0	1	0	1	1	1	0	1	0	1	1	7
	2020	0	1											1
SEX VIOLATION IN PROGRESS	2019	0	0	0	0	0	0	0	0	0	0	0	0	0
	2020	0	0											0
SHOPLIFTER	2019	17	14	21	10	22	16	23	15	19	30	22	23	232
	2020	31	31											62
STOLEN VEHICLE	2019	4	3	3	2	3	4	7	5	12	11	1	2	57
	2020	6	4											10
STOLEN VEHICLE ATTEMPT	2019	0	0	0	0	0	0	0	0	1	0	0	0	1
	2020	1	0											1
STOLEN VEHICLE IN PROGRESS	2019	0	0	0	0	0	0	0	0	0	0	0	0	0
	2020	0	0											0
STRUCTURE FIRE	2019	0	0	7	5	8	5	10	3	3	5	1	3	50
	2020	2	8											10
SUICIDE	2019	0	0	0	1	0	0	1	1	0	1	0	0	4
	2020	0	0											0
SUICIDE ATTEMPT	2019	0	0	2	0	0	0	2	1	2	1	0	1	9
	2020	1	1											2
SUICIDE THREAT	2019	4	4	7	1	4	6	4	1	6	3	4	4	48
	2020	6	4											10
SUSPICIOUS PERSON	2019	42	38	34	53	57	49	57	49	45	48	39	43	554
	2020	54	31											85
SUSPICIOUS VEHICLE	2019	29	28	19	23	25	16	17	22	23	27	21	28	278
	2020	19	24											43

		Jan	Feb	Mar	Apr	May	Jun	Jul	Aug	Sep	Oct	Nov	Dec	Total
TEST	2019	0	0	0	0	0	0	10	12	13	5	5	6	51
	2020	14	5											19
THEFT FROM MOTOR VEHICLE	2019	9	14	31	22	10	13	42	26	42	35	18	24	286
	2020	33	37											70
TRAFFIC CONTROL MALFUNCTION	2019	4	5	5	6	9	5	17	7	5	4	8	5	80
	2020	2	1											3
TRAIN ACCIDENT	2019	0	0	0	0	0	0	0	0	0	0	0	0	0
	2020	0	0											0
TRESPASSER	2019	7	8	12	11	9	14	7	3	6	7	8	13	105
	2020	5	10											15
UNKNOWN TROUBLE	2019	0	0	0	0	1	0	0	1	1	0	0	0	3
	2020	0	0											0
VANDALISM IN PROGRESS	2019	0	0	1	0	0	0	0	0	0	0	0	0	1
	2020	0	0											0
VANDALISM MISCELLANEOUS	2019	2	0	7	4	4	5	4	2	3	4	1	4	40
	2020	6	6											12
VANDALISM TO STRUCTURE	2019	1	3	1	0	1	0	4	2	0	2	2	1	17
	2020	1	1											2
VANDALISM TO VEHICLE	2019	3	1	1	3	5	4	3	7	5	8	9	6	55
	2020	8	7											15
VESSEL INSPECTION	2019	0	0	0	0	5	3	3	1	0	0	0	0	12
	2020	0	0											0
WATER RESCUE	2019	0	0	0	0	1	1	1	2	0	1	0	1	7
	2020	0	1											1
WIRES DOWN	2019	3	6	26	2	3	11	15	12	1	19	1	5	104
	2020	1	2											3